

# CAMBODIA YOUTH DATA SHEET 2013

## Introduction

Cambodia has the largest youth and adolescent population in the South East Asia region, where one in three Cambodians are between 15 and 29 years old and two thirds of the population is under the age of 29. Every year, many young people enter the Cambodian workforce, which has been coupled with an increase in rural-urban migration driven by the search for greater economic and educational opportunities. Three quarters of internal migrants, about 2.5 million people, in Cambodia are youth. Young people, especially marginalized and vulnerable youth, are exposed to sexual reproductive health risks, HIV/AIDS, gender based violence, and drug abuse. Youth fertility in Cambodia has not changed much in the last decade, but the adolescent fertility rate remains higher than other countries in the region. Cambodia is undergoing rapid economic and social change and young people have the potential to drive development.

## Population

### Current and Future Population Figures

INDICATOR	AMOUNT
Youth Aged 10-24 (millions) 2013	4.6
Youth Aged 10-24 (millions) 2050	3.6
Youth Aged 10-24, % of Total Population 2013	32
Youth Aged 10-24, % of Total Population 2050	19

- Percentage distribution of the population by five year age groups (2010):

10-14 years: 12.2%  
 15-19 years: 10.6%  
 20-24 years: 8.8%

- The proportion of the population in the economically active 15-49 age group is 50.5%
- Two thirds of the Cambodian population is under the age of 29 years

Sources: Population Reference Bureau, 2013; CDHS, 2010.

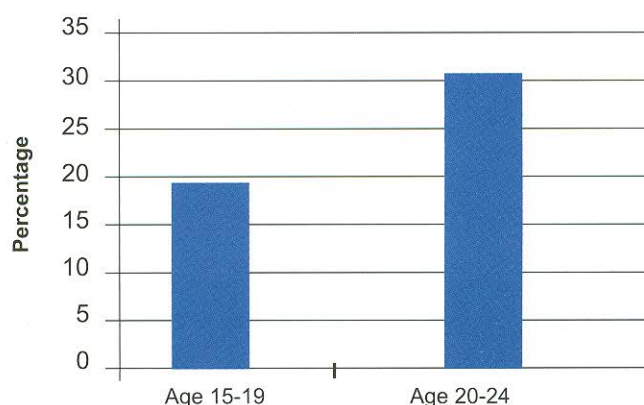
## Reproductive Health, Marriage, & Fertility

- The adolescent fertility rate is 48 per 1,000 for women aged 15-19 and the fertility rate for women aged 20-24 is 170 per 1,000 in Cambodia.
- Fertility amongst teenagers has remained constant since the year 2000.
- Fertility is higher amongst teenagers in rural areas and amongst those with lower levels of education.

Source: CDHS Further Analysis, 2013.

### Modern Contraceptive Use

#### Percentage of Currently Married Young Women Using Modern Contraception



Sources: Population Reference Bureau, 2013; CDHS, 2010

### UNMET NEED FOR CONTRACEPTION AMONG WOMEN IN UNION

Aged 15-19	15.3%
Aged 20-24	16.3%
Aged 25-29	15.4%

Source: CDHS Further Analysis, 2013.

### Teenage Fertility

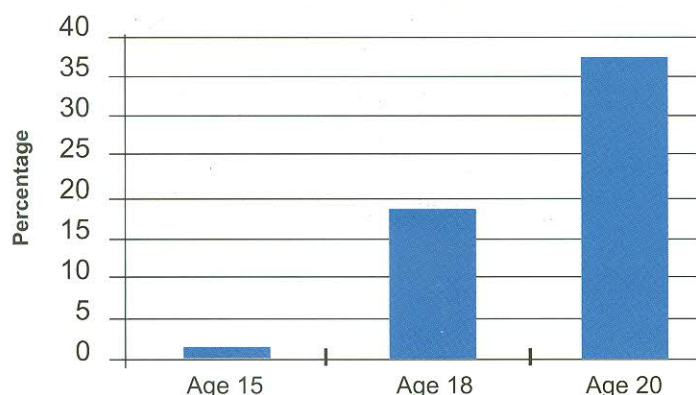
- Only 8% of young women aged 15-19 are currently sexually active.
- Eighty-one percent of 15-19 year old young women have read, heard, or have seen a family planning message.
- Exposure to messaging prevents early child bearing and promotes the increased use of contraceptives.

Source: CDHS Further Analysis, 2013.



## Age Of Marriage

Percentage of Women Aged 20-24: Age at First Marriage



Source: CDHS, 2010; Population Reference Bureau, 2013

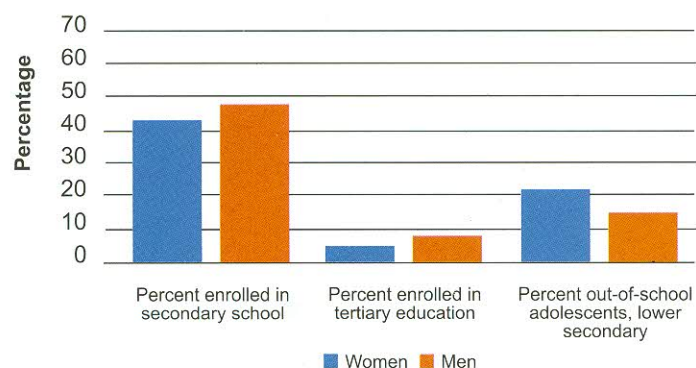
## Attitudes To Wife Beating

Among young women aged 15-19 years, 42% agree that wife beating is justified under certain circumstances. Of young women aged 20-24 years, 43% agree with wife beating under certain circumstances.

Sources: Population Reference Bureau, 2013; CDHS, 2010

## Education

Educational Enrollment, Attainment, and Out-of-School Youth



Sources: Population Reference Bureau, 2013; CDHS, 2010

- 5.1 percent of women and 5.4 percent of men aged 15-24 years have completed secondary school.

Source: CDHS, 2010

INDICATOR	AMOUNT
Percent distribution of women aged 15-29 with more than secondary education completed	Aged 15-19: 2.6%
	Aged 20-24: 8.0%
	Aged 25-29: 4.1%
Percent distribution of men aged 15-29 with more than secondary education completed	Aged 15-19: 2.9%
	Aged 20-24: 11.7%
	Aged 25-29: 8.4%

Source: CDHS, 2010; Cambodian Census Thematic Reports, 2008

## Youth Employment

- 300,000 young people enter the workforce every year.
- The majority (78%) of migrants are 15-29 years old.

Source: UN Situation Analysis of Youth in Cambodia, 2009; CRUMP Report, 2012

INDICATOR	AMOUNT
Percent distribution of women aged 15-49 not employed (2010)	Aged 15-19: 41.0%
	Aged 20-24: 19.6%
	Aged 25-29: 13.7%
Percent distribution of men aged 15-49 not employed (2010)	Aged 15-19: 41.6%
	Aged 20-24: 16.0%
	Aged 25-29: 2.9%
Labour force participation rate of youth aged 15-24 (%) (2010)	Women: 74%
	Men: 73%

Sources: Population Reference Bureau, 2013; CDHS, 2010

## Health Risks & Behaviours

- The HIV prevalence for youth aged 15-24 is 0.1% for both men and women.

## Comprehensive HIV/AIDS Knowledge

INDICATOR	AMOUNT
Percentage of youth aged 15-24 with comprehensive knowledge of HIV/AIDS	Women: 44.4%
	Men: 43.7%

Sources: Population Reference Bureau, 2013; CDHS, 2010

## Tobacco Use

INDICATOR	AMOUNT
Tobacco use amongst adolescents aged 13-15 and 15-19 years (%)	Women:
	Aged 13-15: 5%
	Aged 15-19: 0.7%
Men:	Aged 13-15: 8%
	Aged 15-19: 8.9%

Sources: Population Reference Bureau, 2013; CDHS, 2010

## Drug & Alcohol Use

- Eighty percent of illicit drug users are below 24 years old.
- Alcohol and tobacco habits start as early as 12 years old.

Source: UN Situation Analysis of Youth in Cambodia, 2009

## Injury & Disability

Road traffic accidents are the most common source of injury for people of all ages, particularly those aged 20-39. In 2012, 50% of fatalities from road traffic accidents occurred to youth aged 15-29 and persons aged 20-24 had the highest fatality rate from road traffic accidents.

Source: CDHS, 2010; National Road Safety Committee, 2012 (preliminary report)